

NOTES:

1. ELECTRICAL

- 1.1 IMPEDANCE: 50 Ω
- 1.2 FREQUENCY RANGE: DC ~ 18 GHz
- 1.3 VSWR: 1.30 MAX @ 18 GHz
- 1.4 INSERTION LOSS: SEE TABLE 2 / "L"
- 1.5 RF LEAKAGE: N/A
- 1.6 INSULATION RESISTANCE: 1000 MΩ MIN
- 1.7 DIELECTRIC WITHSTANDING VOLTAGE: 500VRMS MIN AT SEA LEVEL
- 1.8 VOLTAGE RATING: 335 VRMS

2. MECHANICAL:

- 2.1 DURABILITY: ≥500 CYCLES
- 2.2 MINIMUM BENDING RADIUS(STATIC): 39 MM
- 2.3 MINIMUM BENDING RADIUS(REPEATED): 78 MM
- 2.4 BENDING STABILITY: +/-2° @ 18 GHz(TYPICAL), +/-7° @ 18 GHz(MAX)
- 2.5 CABLE RETENTION FORCE: 30 LBS MIN.
- 2.6 RECOMMENDED COUPLING TORQUE: 7-8 IN-LBS
- 2.7 COUPLING NUT RETENTION FORCE: ≥ 60 LBS

3. ENVIRONMENTAL:

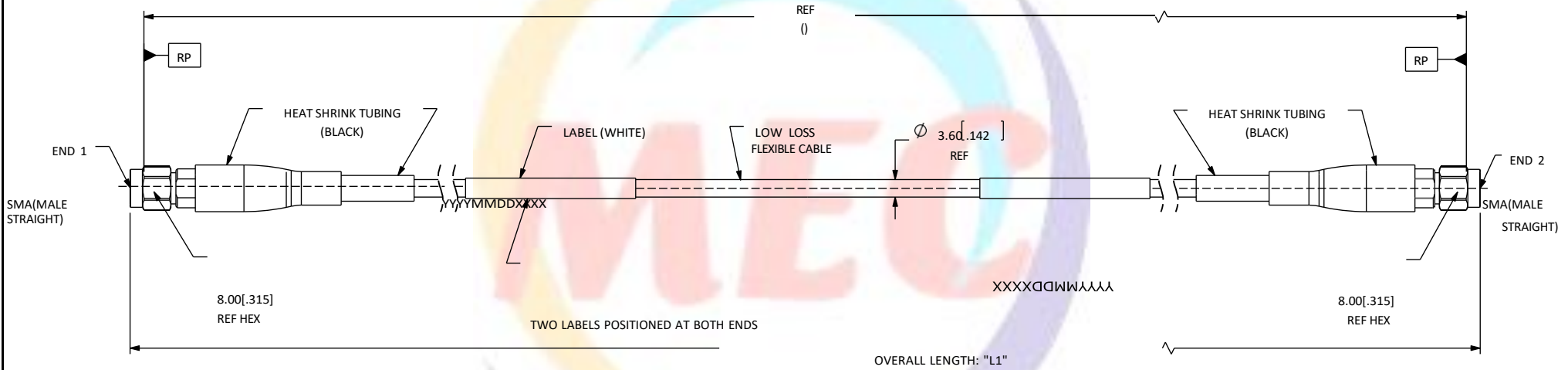
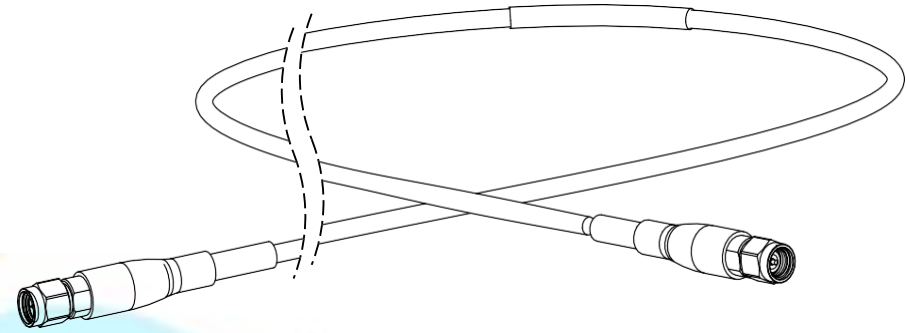
TEMPERATURE RANGE: -55°C TO +165°C

4. MATERIAL AND FINISH:

- 4.01 JACKET: FEP, BLUE
- 4.02 FEATURES: LOW LOSS, FLEXIBLE CONNECTORS(BOTH ENDS)
- 4.03 BODY: STAINLESS STEEL, PASSIVATED
- 4.04 COUPLING NUT: STAINLESS STEEL, PASSIVATED
- 4.05 CENTER CONTACT: BERYLLIUM COPPER, GOLD
- 4.06 DIELECTRIC: ENGINEERING PLASTIC, NATURAL

UNITS: MILLIMETERS[INCHES]

ASSEMBLY DRAWING



CUSTOMER OUTLINE DRAWING

ALL OTHER SHEETS ARE FOR INTERNAL USE ONLY

Attenuation (typical value@25°C & VSWR=1.0)

Average power (typical value@40°C & atmospheric pressure)

Frequency MHz	100	300	500	1000	2400	3000	4000	6000	10000	12400	18000
Att. dB/1 m	0.04	0.08	0.1	0.14	0.23	0.25	0.3	0.37	0.48	0.54	0.66
Avg. Power kW	5.817	3.341	2.579	1.812	1.156	1.030	0.887	0.717	0.547	0.488	0.399
				K1=	0.4563000						
				K2=	0.0003200						
				Calculate Attenuation=K1* √ F.MHz+K2 *F.MHz							

TABLE - 2 (Raw Attenuation)

UNLESS OTHERWISE SPECIFIED, DIMENSIONS ARE IN MILLIMETERS. AND TOLERANCES ARE: DECIMALS ANGLES
 X.X: 0.25 [0.010]
 X.XX: 0.05 [0.0020]
 X.XXX: 0.025 [0.0010]

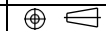
PROPRIETARY NOTE
 THIS DOCUMENT CONTAINS THE CONFIDENTIAL INFORMATION AND PROPRIETARY TO MEC ELECTRONICS & COMMUNICATION PVT LTD. AND SHALL NOT BE REPRODUCED OR TRANSFERRED TO OTHER DOCUMENTS OR DISCLOSED TO OTHERS OR USED FOR ANY PURPOSE OTHER THAN OBTAINED WRITTEN CONSENT FROM MEC.



MEC Electronics and Communication Pvt Ltd
 RF Products
 Connectors, Cable Assemblies, Adaptors & Customization
 E-mail: info@mec.org.pk Website: www.mec.org.pk

DESC: SMA Male Straight - SMA Male Straight Cable Assembly

PN: MEC-RFCA-201-SMA(MS)-SMA(MS)-3Meters



** MS : MALE STRAIGHT

SHEET 1 OF 1